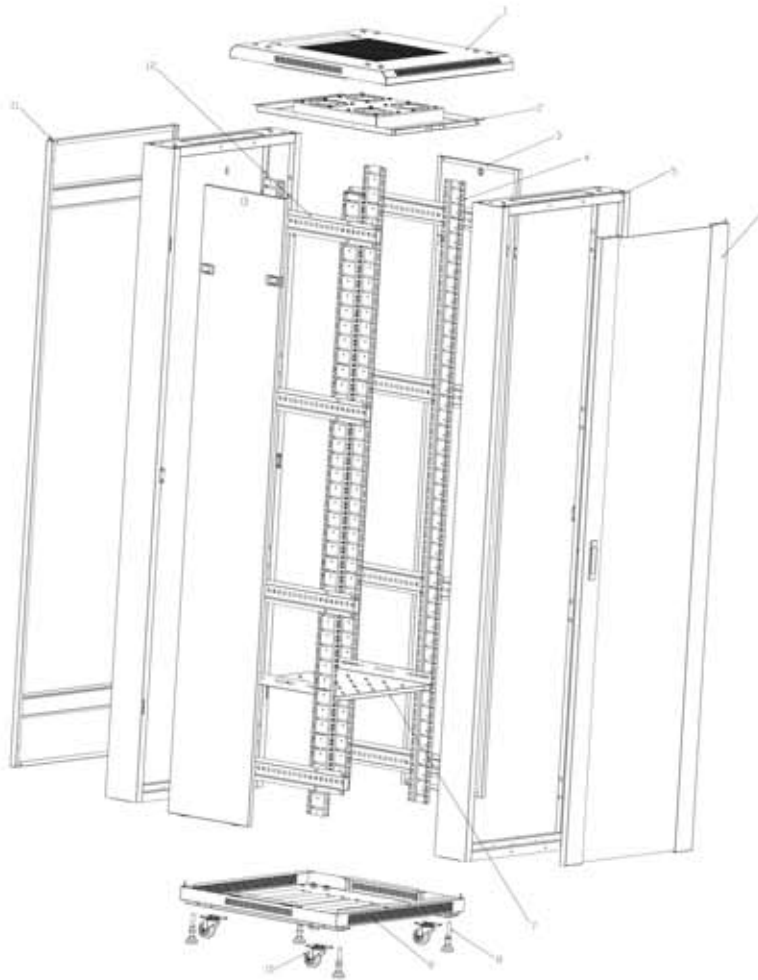


## **GB Standing Server Cabinets**

The GB Standing Server Cabinet Is A Cost Effective Cabinet That Can Be Installed In Equipment Rooms Or In Office Environments Where Aesthetics Are Important.The Frame Made From Comes With Steel Side,Top And Rear Door Plus A Toughened Glass Front Door,Two Pairs Of Shelf Rails Are Provided For Mounting Shelves And Other Accessories In The 600mm\800mm And 960mm Deep Cabinets.19"Telecommunication And Data Racks Designed For Installing Patch Panels,Active Components For Lan Construction,Modems,Industry-Controlling Devices,Stage Lighting Control,Monitor Equipments Etc.Unassembled Rack Is Equipped With 2 Pairs Of 19"Movable Vertical Extrusions,One Pair Of Side Panels With Quick Release Locking Fastener, Tempered Glass Front Door With Lock,Rear Metal Door With Lock.Increase Operation Reliability For Inside Equipments,Strong Structure With Maximum Static Load Of 500 Kg Up.Several Lockable Cable Entrance On The Top/Bottom Plate.

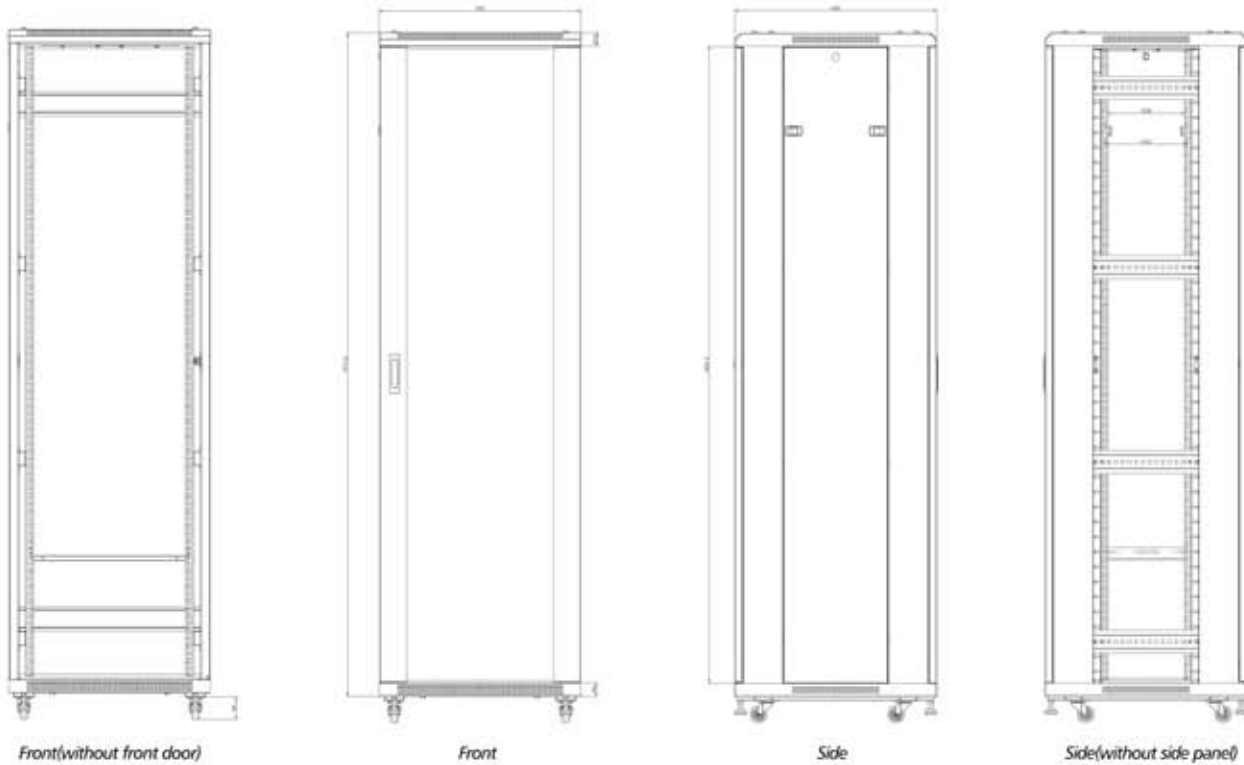


**Main Structure:**



- 1. Top cover
- 2. Fan tray
- 3. Side panel
- 4. Rail
- 5. Frame
- 6. Front door
- 7. Fixed shelf
- 8. M12 adjustable feet
- 9. Bottom
- 10. Castor with brake
- 11. Rear door
- 12. Beam

**Main Dimension:**



Mounting dimension







## Main Part:

S/N	Specification	Quantity	Unit	Material	Surface finish	Remark
1	Top cover	1	Piece	SPCC cold rolled steel t1.2	Powder coated	---
2	Fan tray	1	Piece	SPCC cold rolled steel t1.0	Powder coated	---
3	Side panel	2	Piece	SPCC cold rolled steel t1.0	Powder coated	Toughened glass door
4	Rail	4	Piece	SPCC cold rolled steel t2.0	Powder coated	---
5	Frame	2	Piece	SPCC cold rolled steel t2.0	Powder coated	---
6	Front door	1	Piece	5MM toughened glass door/SPCC t1.2	Powder coated	Removable plate door
7	Fixed shelf	1	Piece	SPCC cold rolled steel t0.8	Powder coated	---
8	M12 adjustable feet	4	Piece	---	---	---
9	Bottom	1	Piece	SPCC cold rolled steel t1.0	Powder coated	---
10	Castor with brake	4	Piece	---	---	---
11	Rear door	1	Piece	SPCC cold rolled steel t1.0	Powder coated	Removable plate door
12	Beam	8	Piece	SPCC cold rolled steel t1.2	Powder coated	---
13	Square screws & nuts	56	Piece	Stainless steel	Passivation	---
14	M12 adjustable feet	4	Piece	---	---	---

## Specification:

Model Number	Capacity (U)	Width (mm)	Depth (mm)	Height (mm)	Packing Dimension (W*D*H)	Volume (CBM)	CKD Packing Dimension (W*D*H)	Volume (CBM)
GB6647	47	600	600	2193	620*620*2270	0.8726	2200*620*320+620*620*130	0.4865
GB6847	47	600	800	2193	620*820*2270	1.1541	2200*620*320+620*820*130	0.5026
GB6947	47	600	960	2193	620*980*2270	1.3793	2200*690*360+620*920*130	0.6206
GB6642	42	600	600	1973	620*620*2050	0.788	1980*620*320+620*620*130	0.4428
GB6842	42	600	800	1973	620*820*2050	1.0422	1980*620*320+620*820*130	0.4589
GB6942	42	600	960	1973	620*980*2050	1.2456	1980*690*360+620*920*130	0.566
GB6637	37	600	600	1753	620*620*1830	0.7035	1760*620*320+620*620*130	0.3992
GB6837	37	600	800	1753	620*820*1830	0.9304	1760*620*320+620*820*130	0.4153
GB6937	37	600	960	1533	620*980*1830	1.1119	1760*690*360+620*920*130	0.5113
GB6632	32	600	600	1533	620*620*1610	0.6189	1540*620*320+620*620*130	0.3555
GB6832	32	600	800	1533	620*820*1610	0.8185	1540*620*320+620*820*130	0.3716
GB6932	32	600	960	1533	620*980*1610	0.9782	1540*690*360+620*920*130	0.4567
GB6627	27	600	600	1313	620*620*1390	0.5343	1320*620*320+620*620*130	0.3119
GB6827	27	600	800	1313	620*820*1390	0.7067	1320*620*320+620*820*130	0.328
GB6927	27	600	960	1313	620*980*1390	0.8446	1320*690*360+620*920*130	0.402
GB6622	22	600	600	1093	620*620*1170	0.4497	1100*620*320+620*620*130	0.2682
GB6822	22	600	800	1093	620*820*1170	0.5948	1100*620*320+620*820*130	0.2843
GB6922	22	600	960	1093	620*980*1170	0.7109	1100*690*360+620*920*130	0.3474
GB8647	47	800	600	2193	820*620*2270	1.1541	2200*820*320+820*620*130	0.6434
GB8847	47	800	800	2193	820*820*2270	1.5263	2200*820*320+820*820*130	0.6647
GB8947	47	800	960	2193	820*980*2270	1.8242	2200*820*320+820*920*130	0.6754
GB8642	42	800	600	1973	820*620*2050	1.0422	1980*820*320+820*620*130	0.5856
GB8842	42	800	800	1973	820*820*2050	1.3784	1980*820*320+820*820*130	0.607
GB8942	42	800	960	1973	820*980*2050	1.6474	1980*820*320+820*920*130	0.6176
GB8637	37	800	600	1753	820*620*1830	0.9304	1760*820*320+820*620*130	0.5279
GB8837	37	800	800	1753	820*820*1830	1.2305	1760*820*320+820*820*130	0.5492
GB8937	37	800	960	1753	820*980*1830	1.4706	1760*820*320+820*920*130	0.5599

## Definition of Color:

Color Number	Sample
RAL7032	
RAL7035	
RAL9004	
RAL9005	

# GB Standing Server Cabinets



• Cabinets Are Vented To Allow Colling Fan



• Cable Management Panels With Cap



• Lockable Removable Side Panels



• The Top Panel Enable Ventilation And Reliable Operation



• Optional Bottom Boss Blank Panel Or Brush Panel



• Castor With Brake



• Side Lock



• Earthing Screw



• Bottom Base Can Fix The Cabinet, Cable Entry, Airflow, Avoiding Arts.



• Cabinets Are Vented To Allow Cooling Fan

